


International Stoneworks, Inc. Presentation



A short guide to natural stone and
tile restoration and maintenance

Stone Identification

What are the commonly used stones in homes and commercial buildings?

The background of the slide is a solid blue color. In the lower half, there are several decorative elements consisting of concentric circles, resembling ripples in water, in a lighter shade of blue. These circles are positioned behind the text.

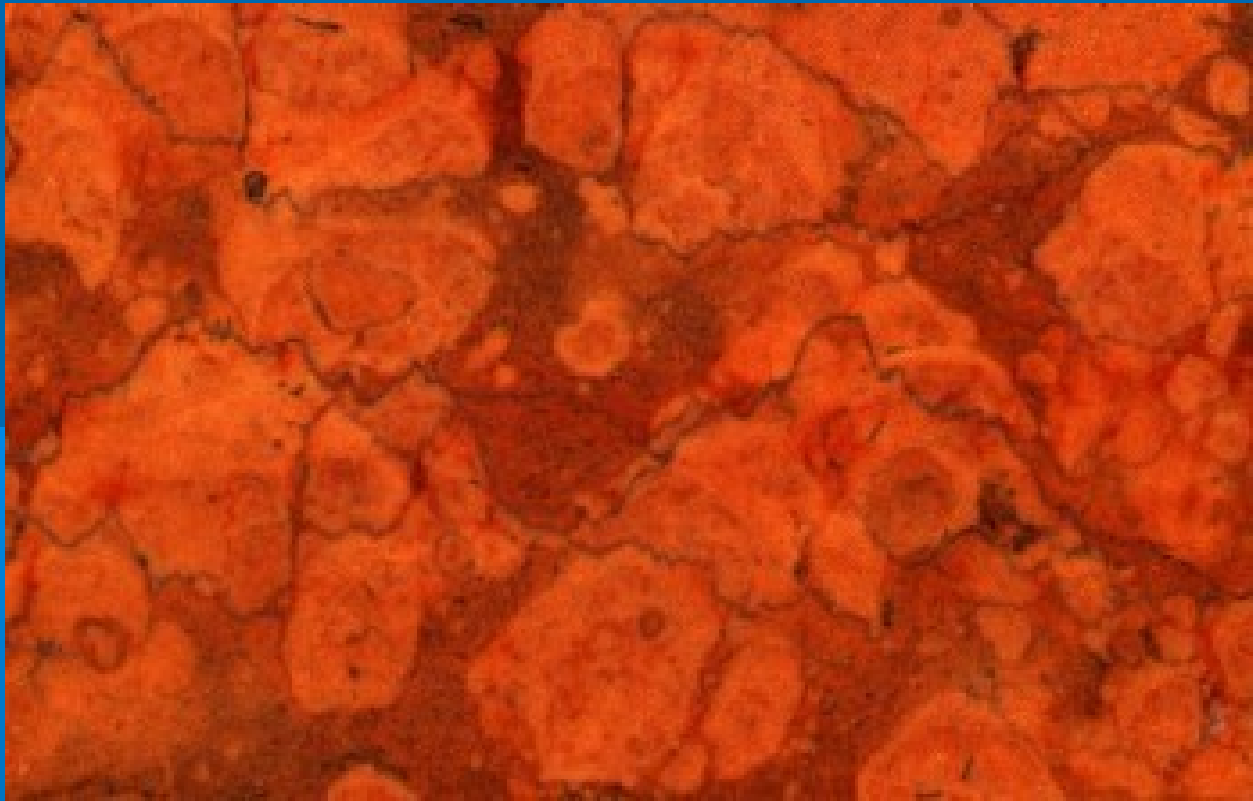
BIANCO CARRARA Marble



CREMA MARFIL Marble




ROSSO VERONA Marble



ROJO ALICANTE Marble




NEGRO MARQUINA Marble



Negro M



TERRAZZO



TRAVERTINO CLASSICO

Limestone



Unfilled

Filled



LIMESTONE

HONED
LIMESTONE



SLATE




GRANITE

BLUE PEARL

JUPARANA

ROSA PORRINHO

BIANCO SARDO




Juparana Colombo

How do I maintain my stone?

Neutral Stone Cleaners

- Regular cleaning of natural stones is essential to the maintenance of the longevity of the finish
- When cleaning stone, never use anything with ammonia or acid-based, such as vinegar
- Light calcium deposits and soap scum can be cleaned easily

Marble Reaction to Acids



Acids will etch (chemical burn) marble and limestone

Honing or grinding is the only way to remove etch marks



Poulticing System

To remove most stains

➤ Grease Stains

➤ Rust Stains

➤ Calcium Stains

➤ Adhesive Stains



Bellinzoni Mangia Macchia



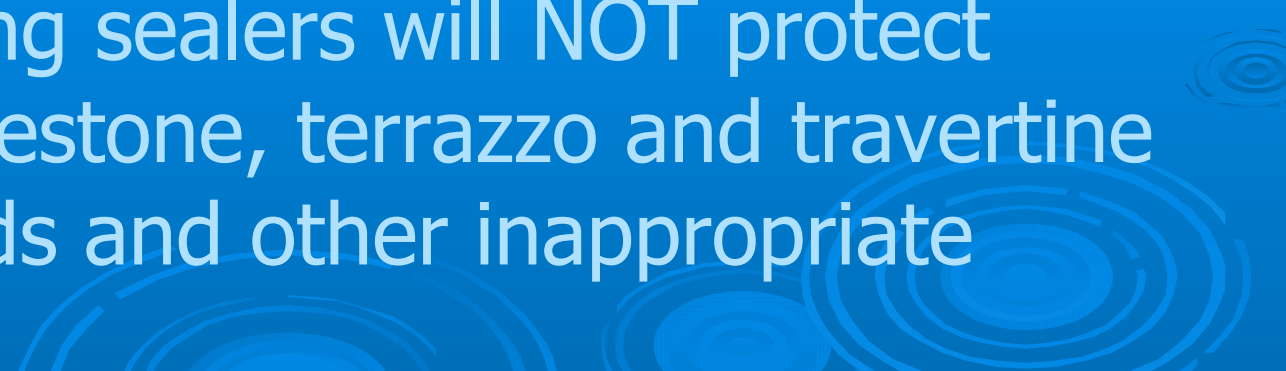
Bellinzoni Mangia Ruggine



SAC: Stain Absorbing Compound

Sealing Natural Stone and Grout

WATER & SOLVENT BASED PENETRATING SEALERS

- They DO protect the material you use it on
 - They facilitate the daily maintenance of the stone
 - Penetrating sealers will NOT protect marble, limestone, terrazzo and travertine against acids and other inappropriate chemicals
- 

Sealers



Solvent-based penetrating sealer



Solvent-based penetrating enhancer sealer



Water-based penetrating sealer

Marble & Granite Restoration Techniques

Diamond Grinding: A process using abrasive diamonds that removes lippage, deep scratches and makes surfaces flat. The full grinding process provides the highest possible shine and clarity on stones.

Compound Polishing: A process that removes light surface scratches on stone surfaces, as well as etches from acid or heavy alkaline damage. It is a wet process and involves no dust.


Diamond Grinding Marble and Granite



Rosex Granite
Grinds marble and granite



Rosex Hybrid
Lippage removal




Tiger
Flexible diamond pad



Tech Pads
Special shape improves efficiency

Granite Restoration Techniques

- Diamond grinding is the most efficient way
- Specialized granite polishing compound & paste can be used to maintain traffic areas



ISI Diamond Impregnated Pads


- Regular foot traffic can wear out stone floors
- Regular floor maintenance is critical in keeping the floor looking its best
- When the floor starts to show signs of traffic, ISI Diamond Impregnated Pads can restore stone to a gloss finish
- Available in 400, 800, 1,500, and 3,000 grits



Compound Restoration & Maintenance



Granite Compound Restoration




Maintenance of stone with wood inserts



Dry Polishing System

Terrazzo Restoration



CDC

Before & After

Before



After



Diamond Restoration



Before



After

San Felipe Tower

Before

After



Before

After





After

Before



Before



After






Before

After

Exterior Restoration



Before

After

Restoration of Non-Floor Stone Surfaces

**Walls, Steps, Vanities,
Shower Walls, Tables,
Fireplaces, Bar Tops,
Kitchen Tops,
Fountains, etc.**



Granite kitchen countertop



Limestone sign



Flamed granite park fountain



Travertine stairs



Granite and marble shower

Tile Polishing Techniques

For unglazed ceramic, porcelain, and quarry tiles

- Tile and grout stripping
- Grout cleaning
- Tile honing
- Tile polishing with our no-wax system
- Grout sealing

TILE POLISHING SYSTEM FOR COMMERCIAL BUILDINGS

For Ceramic, Porcelain & Quarry Tiles




Ceramic Tile Restoration



Before




After



Before

After



Our Diamond Grinding System can also restore ceramic and porcelain tiles



BOT-3000

Slip Resistant Testing Machine



Special Detail Work

Protection of work site



Protection Barriers



INTERNATIONAL STONEWORKS, INC.

- Tel. (713) 956-8291
- Toll Free: (800) 775-TILE
- Fax: (713) 956-8293
- Web site: www.intlstoneworks.com
- Email: sales@intlstoneworks.com

